

INVEST VIA ECPAY/7-ELEVEN


How to invest through CLIQQ Kiosk / 7-Eleven Convenience store (for additional investments only)

1. CLIQQ kiosk is available at 7-11 branches.

- On the CLIQQ screen:
- Click Bills Payment.



2. Look for the FAMI LOGO among the list of Merchants.



INVEST VIA ECPAY/7-ELEVEN

3. Fill out the details of the investment.

Reference Number shall be the combination of Fund Name + Account Number (add zeroes before the account number to make it 8 digits)

Example:

SALEF00012345
CF00012345
SALBF00012345
SALFIF00012345

Account Name (please encode client's full name)
: Juan Dela Cruz

Amount (should be the minimum amount):
1000.00

4. Input Customer Mobile Number

Download our CLIQQ app to buy load and pay bills! Version 2/19/2019

BILLS PAYMENT (Pay Bills through the CLIQQ App)

FAMI

Fund Code + Account No.

Account Name

Amount (Exact amount) 100

Convenience Fee 15

Please enter all your details.

BACK NEXT

Download our CLIQQ app to buy load and pay bills! Version 2/19/2019

BILLS PAYMENT (Pay Bills through the CLIQQ App)

Customer Contact Number

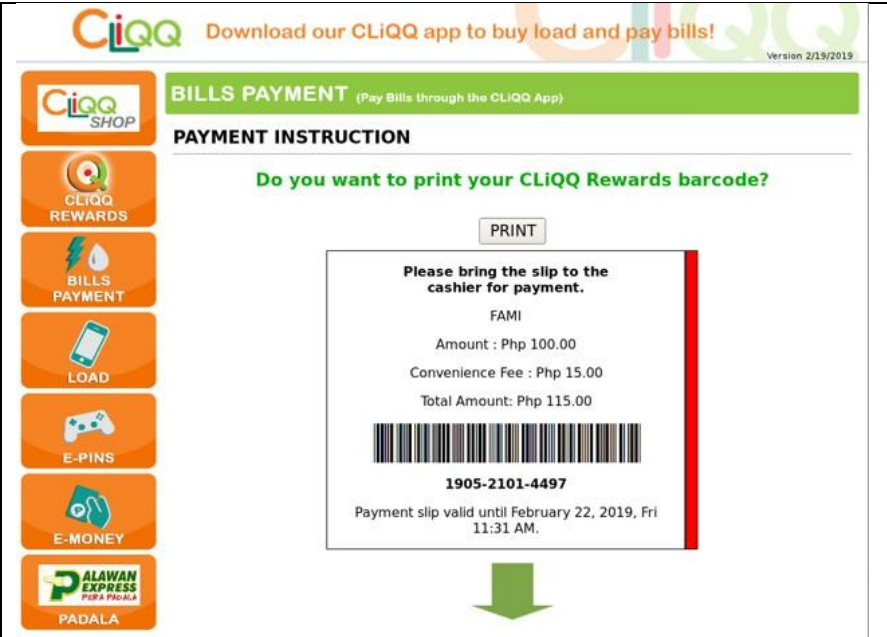
Mobile Number 09123456789

Please enter your mobile number in case we need to contact you regarding your transaction.

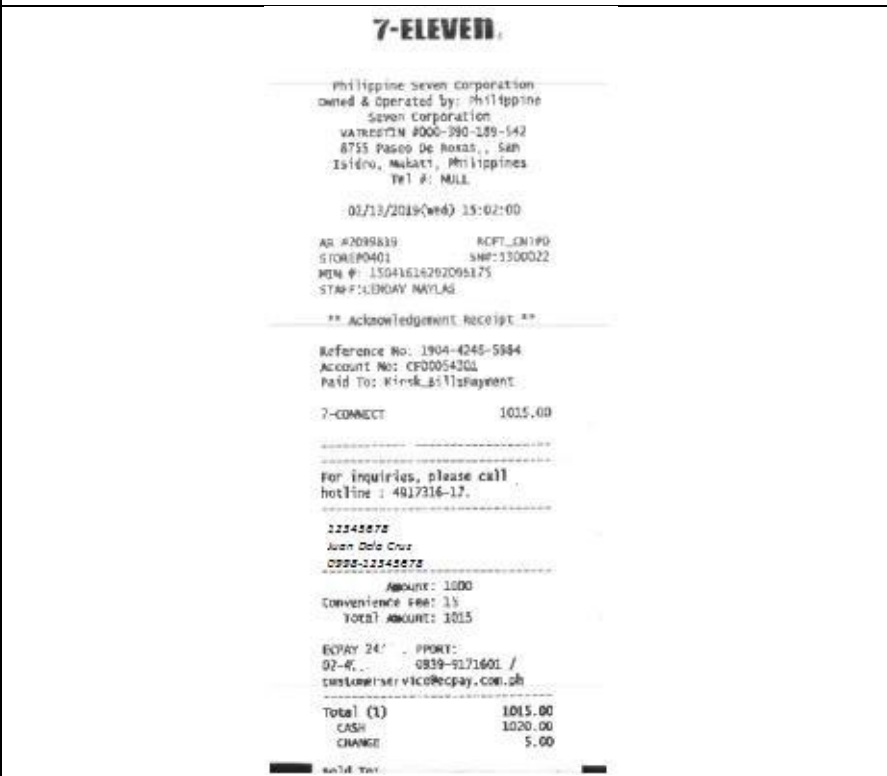
BACK NEXT

INVEST VIA ECPAY/7-ELEVEN

5. The screen will display and print the payment instruction with bar code. This will be presented to the Cashier along with the cash investment and convenience fee.



6. A receipt will be issued that will serve as the client's proof of payment. The receipt has the client's account number, account name and the amount invested.



How to invest through CLIQQ Mobile App *(for additional investments only)*

1. Download CLIQQ Mobile App



2. Select Bills Payment Icon

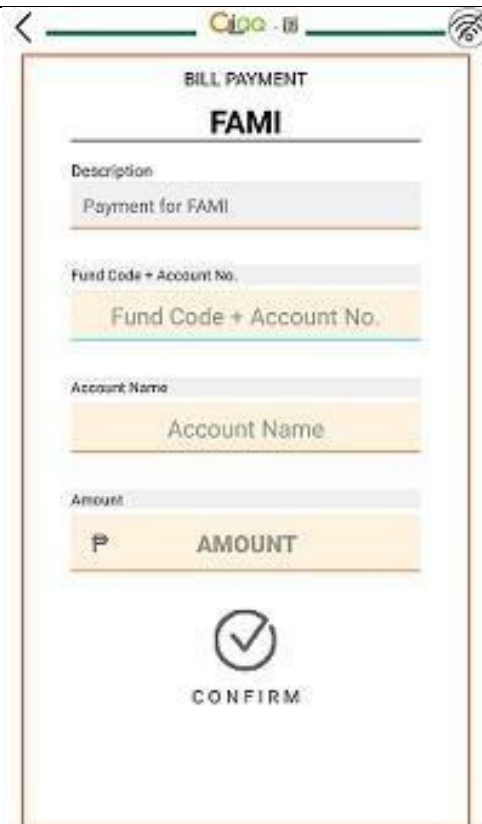


INVEST VIA ECPAY/7-ELEVEN

3. On the Search Tab: Type FAMI



4. Client will encode the **Fund Name** + **Account Number** (add zeroes before the account number to make it 8 digits), **Account Name** and the **Amount** to be invested.



INVEST VIA ECPAY/7-ELEVEN

5. Payment instruction with bar code will be displayed.

This will be presented to 7-11 Cashiers along with the cash investment and convenience fee for validation.



How to invest through Non 7-Eleven Merchant Partners *(for additional investments only)*

1. Client will fill out the ECPAY Payment Slip form.

| eCPAY PAYMENT SLIP | |
|--|-----------------|
| Payment Details | |
| Billor Name Fami | Date |
| Customer's Account No. FundName + account number | |
| Customer's Name Full Name of the Client | |
| Subscriber's Phone No. (for Telco Payments only) | |
| Amount to be Paid: | |
| Customer's Signature | |
| <small>This Payment slip will only be used for customers without Statement of Account and will be kept by Store as future reference.</small> | |

2. The Payment Slip will be presented to the Cashier along with the cash investment and convenience fee. Please note that only the Account Number will be encoded by the Cashier.
3. ECPAY Payment Slip form will be collected by the Cashier and a validated slip will be given instead. This will serve as the client's proof of payment. The ECPAY payment slip will be under the custody of ECPAY for future reference in case of inquiries/disputes.

View list of Merchant Partners [here](#)